



AYR ST JAMES – KIDS' CORNER

Hi all, Today is about the Great Escape



**This life Action video tells you how Saul escaped from Damascus
in a basket (Still The book of Acts 9)**

[Paul escapes Damascus In A Basket - Bing video](#)

Alternatively, just google Paul escapes Damascus in a basket



Just in case

Some People wanted to kill Paul, but Paul learned of their plan. Those people kept close watch on the city gates so they could kill him. But his friends took him at night and lowered him in a basket through an opening in the wall and so he escaped. When he came to Jerusalem, he tried to join the Christians he used to persecute, but they were all afraid of him. But one man, Barnabas told them how Paul on his journey was convinced that he should follow Jesus, and how in Damascus he had preached bravely about Jesus. So, Paul stayed with them and spoke bravely about Jesus. Then the church in the area enjoyed a time of peace and increased in numbers.



Getting Crafty

candy basket

Paul escaped in a basket. Make one

You will need: some sturdy cardboard (you can cut it out of a delivery box), four thin boxes of sweets, they need to be equal in size, 2-3 packs of curly wurley or equally bendable sweets, strong glue

- Cut the cardboard to size. It needs to be big enough for all 4 boxes (see picture)
- Put glue on each short side of the sweetie boxes and glue them together
- Put glue around the edges of the cardboard and glue to the four boxes (see picture). Let dry and turn around, so the cardboard becomes the bottom of your basket
- Glue the curly wurlies together, bend into shape and glue to the sides of the basket as a handle



Basket on a String

Another basket idea

You will need: a craft stick or any stick you find in the garden, a clean empty yoghurt pot, string or wool, glue and Sellotape (optional)

- Wind the string or wool around the yoghurt pot, so it looks like a basket, you can cover the pot in glue first for stability.
- Cut two pieces of string of equal length and tie them to the yoghurt pot by threading them through the last hoop and tying a knot. You can also fix the strings with Sellotape to the inside of the pot, if you find that easier
- Wind the other end of the string around the stick and tie a knot
- You can place a figure in the basket as St Paul 9 either one you have designed and cut out or an action/Lego figure





Fun and Games

Escape

Paul was not always a Christian, he persecuted them. Christians tried to escape Paul. Play this escape game

You will need: cone, rope or anything to mark out a line

- Mark out two opposite lines in your back garden. Use the full space of the garden
- One person is Paul and stands behind one line, the others are Christians and stand behind the opposite line
- When Paul calls “Christians, I’ll get you”, everybody tries to get to safety behind “St Paul’s” line. “Paul tries to tag as many “Christians” as possible
- Those Christians are Paul’s prisoners and must help him catch more Christians during the next round.




Sneaking past the Guards

Paul sneaked past the guards of Damascus in a basket. Sneak past a guard

You will need: blindfold


- One person stands in the middle of the garden, blindfolded. He is the guard
- Everybody else is a Christian and tries to sneak past the guard.
- The guard can move in any direction and tries to catch as many Christians as possible
- The ones he catches become guards, they are blindfolded and help the guards catch the other Christians



Puzzle it out

Basket Word Search

Find the words on the list that are hidden in the puzzle.
The words can be right to left, up and down, or diagonally.



BASKET
ESCAPED
PLAN

CITY
FOLLOWERS
PREACHED

DAMASCUS
GATES
SAUL

DISCIPLES
PAUL
WALL



Paul's Escape Word Scramble

Unscramble each of the clue words. Take the letters that appear in the circle boxes and unscramble them to find the answer to the last phrase.

UALP

ETKBSA

SORPE

NPAL


CWATGINH

LUSA

THGIN



What did Paul's followers
lower the basket through?



© 2018 by Dider Martin. Used by permission.
Illustration and design by Dider Martin.
B&B link: Christian Life and Faith: Bible Knowledge: General Bible Knowledge: 1a.



